

Codonics Virtua CD-R Media

Technical Brief

Virtua CD-R Standard Media

Virtua™ CD-R Standard Media is a high quality, recordable disc, with a white printable surface. It is optimized and tested for use with the Codonics Virtua Medical Disc Publisher. Virtua CD-R media utilizes a completely sealed inner and outer edge that virtually eliminates oxidation, thus preserving data far longer than budget-priced, lower quality media. Only approved/recommended sources of Virtua CD-R media should be used with the Virtua Medical Disc Publisher to insure correct data, and labeling integrity.

Storage

Avoid using or storing the discs in an environment with high temperature or humidity. This may cause ink to transfer resulting in smudges or discs sticking to each other.

- ◆ Storage: -15 to 70°C; 3 to 95% RH non-condensing.
- ◆ Recommended Storage: 23°C; 50% RH.
- ◆ Avoid exposure to direct sunlight or strong light.
- ◆ It is recommended that the discs remain sealed in “roll wrap” and stored in box until required for use. This will protect the unrecorded discs from damage.
- ◆ Store the roll wrapped discs in box as shown.



Disc Handling

Protect the recording surface of the discs from scratches, fingerprints, dust and smears.

- ◆ Hold the discs along the outer edges or center hole.



- ◆ Never touch the recording surface or printed label surface and never place it face-down on a hard surface.

- ◆ Clean dirty discs with soft, dry cloth. Commercially available disc cleaner or ethyl alcohol may also be used.


CAUTION! Do not use gasoline, kerosene, lacquer-thinner, benzene, anti-static agents or LP record cleaners as they may damage the recording surface of the disc.

Disc Holder

Once “roll wrap” is removed, store the discs in the plastic disc holder for protection.

CAUTION! Make sure the clear disc at the top and bottom of the roll is removed as well as the white sticker on the top and bottom of the roll.



1. Pull back one end of the roll wrap and peel around the discs until about two thirds of the roll is exposed.



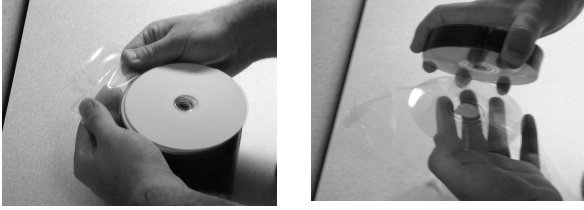
2. Remove the clear disc from the top of the roll.



3. Properly take a handful of discs, and loosen them, as shown below. Place the discs on the spindle of the disc holder making sure the white surface is facing up.



- Continue to peel the roll wrap and repeat step 3 until all the discs are placed on the disc holder. Make sure to remove the clear disc from the bottom of the roll.



- Cover the disc holder when not in use to protect the discs.

Loading Virtua

CAUTION! Make sure the Codonics Virtua Medical Disc Publisher is not recording/printing a disc.

- Raise Virtua cover to access input bins.



- Loosen the discs as previously shown prior to placing them in the disc bins. This will help reduce the possibility of discs sticking together.
- Insert discs carefully into the input bin. Each input bin holds a maximum of 50 discs.



- Close the Virtua Cover.

Printing/Usage

- Printed discs should be allowed to dry after printing. Ideally, the printable surface should be allowed to dry for three minutes before handling.
- If labeling manually, write only on the label (white) side using a soft, felt tip marker.

IMPORTANT! Never use a ballpoint pen or hard tipped writing instrument. This could damage the recording portion of the disk.

Recording/Printing

After recording/labeling, individual discs should be stored in Tyvek Sleeves or jewel cases for best results.

IMPORTANT! Do not place a wet disc in a Tyvek Sleeve. This could damage the recorded data or labeling on the disc.

Ordering Information

Catalog Number	Item	Quantity
1VCA-TC833	Codonics Virtua CD-R Media	600 CDs
V-SLEEVES	Codonics Virtua Tyvek Sleeves	1000 Sleeves

Technical Support

For questions or problems with Codonics® CD-R Media, please contact Codonics Technical Support. 8:30AM - 5:30PM EST, Monday-Friday (U.S. holidays excluded):

Phone: 440-243-1198

Email: support@codonics.com

Website: www.codonics.com

Get it all with just one call
1-800-444-1198

All registered and unregistered trademarks are the property of their respective owners. Specifications subject to change without notice.

Copyright © 2008 by Codonics, Inc. Printed in the U.S.A. Part No. 901-343-001 Rev. 03.



We bring the future into focus

17991 Englewood Drive
Middleburg Heights, OH 44130 USA
(440) 243-1198
(440) 243-1334 Fax
Email info@codonics.com
www.codonics.com

Codonics Limited KK
New Shibaura Bldg. F1
1-3-11, Shibaura
Minato-ku, Tokyo, 105-0023 JAPAN
Phone: 81-3-5730-2297
Fax: 81-3-5730-2295